




STOBER

DOCUMENTED COST SAVINGS



PROVEN SAVINGS IN CRITICAL AREAS:

- Reliability
- Inventory
- Lubrication
- Plant Efficiencies

We can also provide savings on labor and eliminated downtime, as well as through our repair programs after 5+ years in service: the MR Refurb and KSS Refurb.

Find out how much using a STOBER gearbox will save you year after year. Even though the initial investment is higher with STOBER, year over year you will save thousands compared to using a competitor. The reliability and durability of a STOBER product will last longer, require less maintenance, utilize less energy, and optimize your plant floor.

We can give estimated savings based on industry standard defaults or you can provide your exact application information and we can calculate based on your specific plant and gearbox.

Our program allows us to track all your reducers in the field, and calculate total savings drilled down to the specific drive location serial number as well as provide a summary at the plant location or even divisional layer.

Don't wonder about how much you could be saving by investing a helical bevel solution from STOBER. Get proven savings and add that money back to your bottom line!

REPORT SAMPLE



DCS TOOL SAMPLE

Customer Savings

From (mm-dd-yyyy) 01-01-2000 To (mm-dd-yyyy) 03-31-2020 Update

Display 25 customer savings per page Export Copy Print Columns Clear Filters

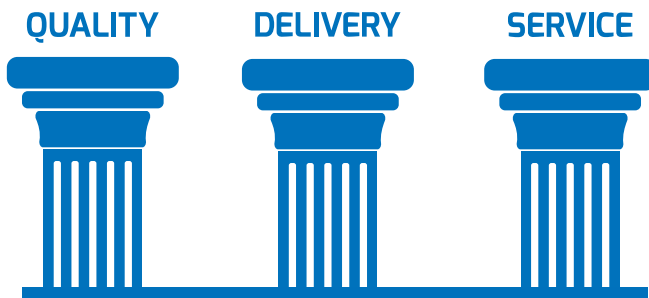

Customer	Customer Number	Drives	Initial Investment	Unclassified Plant Savings	Surveys Savings	Training Savings	Realized Inventory Savings	Realized Energy Savings	Realized Oil Savings	Total Realized Savings
Customer 1	12345	1519	-856,680.85	0.00	0.00	5,850.00	1,703,901.69	1,247,208.24	1,050,882.75	3,296,419.54
Customer 2	67890	756	-600,371.11	1,041,600.00	17,300.00	0.00	1,236,304.11	430,500.76	499,228.80	2,489,564.69
Customer 3	11111	813	-754,783.62	0.00	0.00	0.00	1,363,926.55	716,458.78	575,999.72	1,907,385.05
Customer 4	22222	424	-651,219.07	913,269.86	11,987.50	0.00	877,585.96	158,736.04	221,673.03	1,452,033.54




STOBER

Our Three Pillars


STOBER is your **trusted partner** in providing the ultimate customer experience. From unsurpassed quality to rapid response support to fast delivery, we are the **gold standard** for gearboxes.

World's Toughest Gearbox
Best components and quality



Quick Delivery
Build & Ship in 1 Day



24/7, 365 Support
Real people all the time



With the new STOBER Configurator, engineers and designers will save time in product selection and designing. Everything is a simple click away!

9.1 YEARS

Average mean time to failure for STOBER gearboxes in 24/7 harsh environment application.

Asset reliability means you can depend on a STOBER gear reducer for years, increasing profits and surpassing plant efficiency and targets.

